

VIEW 12R PRO

BELIEVE YOUR EYES

SEAMLESS MASS FUSION SPLICER W/ A CLOUD-BASED OPERATION & MANAGEMENT SYSTEM

- Built-in IoT Module for Mobile Data Communication
- Web-based, Real-time Operation System
- Motorized Clamp Alignment System
- The Highest Magnification and Resolution
- 5" Color LCD Touch Screen
- Double Tapping (Zoom in & Out)
- Ultra-High Capacity Battery
- The Fastest Working Time
- Universal Single Fiber Holder



CLOUD MANAGEMENT SYSTEM FEATURES



REAL-TIME
TRACKING



REPORT & DATA
MANAGEMENT



JOB & WORK
MANAGEMENT



DEVICE
MANAGEMENT



You dream,
we DESIGN

DESCRIPTION

VIEW12R PRO, a ribbon splicer with the fully motorized clamp alignment system, is the most powerful and state-of-the-art ribbon splicer in the market. Its advanced automatic clamp alignment system offers an accurate and dependable ribbon fiber splicing up to 12 fibers with double-tapping (Zoom in & out) and scrolling to the world's highest magnification of 250x for ribbon splicer. The VIEW12R PRO provides maximum work efficiency through the fast splicing & heating time, ultra-high battery capacity of 220 splice/heat cycles, and universal holder both for 250µm & 900µm single fiber. The VIEW12R PRO delivers the most reliable work experiences.

View Pro Cloud Management System

View Pro Management System is an integrated cloud-based software platform for INNO's splicers. This innovative web-based application allows both technicians and managers of the splicers to maximize the use of its assets and to achieve the highest work efficiency. Real-time communications with tiered access rights and options to manage job orders, manage splicing machines, and send/receive reports are only a small part of the innovative work processes offered by the View Pro.



INNO's Pro Series Splicers

INNO iCloud Server

Log in to the View Pro Management System via the web to access and manage splicers

FEATURES

view Pro
Real-Time Tracking

view Pro
Report & Data Management

view Pro
Device Management

view Pro
Job & Work Management

DASHBOARD

Device Management
Manage splicers' maintenance & service needs such as SW update, calibration, spare parts

Job/Work Management

Share and manage job/work to maximize efficiency and productivity

Device Information

Device real-time location and information

The screenshot shows the View Pro Manager interface. At the top, there's a navigation bar with 'View Pro Manager', 'Dashboard', 'Device', 'Contact', 'Job Order', 'No Do', 'Filter', 'Overview', and 'Help'. Below the navigation bar, there's a map of the San Francisco area with several location pins. A pop-up window shows details for a device named 'Name: Team_A_3'. Below the map is a table with the following data:

No.	Date	Time	Device Name	User	Model	Estimate Loss	Splice Mode	Left Angle	Right Angle
1	2021-04-16	16:26:12	Team_D_1	inno@100@gmail.com	view1 Pro	-	SM_AUTO	-	37°
2	2021-04-16	16:26:12	Team_D_1	inno@100@gmail.com	view1 Pro	-	SM_AUTO	-	37°
3	2021-04-16	16:26:12	Team_D_1	inno@100@gmail.com	view1 Pro	-	SM_AUTO	-	37°
4	2021-04-16	16:26:12	Team_D_1	inno@100@gmail.com	view1 Pro	-	SM_AUTO	-	37°
5	2021-04-16	16:26:12	Team_D_1	inno@100@gmail.com	view1 Pro	-	SM_AUTO	-	37°
6	2021-04-16	16:26:12	Team_D_1	inno@100@gmail.com	view1 Pro	-	SM_AUTO	-	37°

Web/Cloud-Based Service

Accessible via PC with tiered access rights and authorities

Real-time, Seamless Reporting

Splice results, locations, reports, and other data can be retrieved instantaneously

TECHNICAL SPECIFICATIONS

General Specifications

Items	Specifications
Model	VIEW12R PRO
Number of fiber	1 ~ 12
Applicable fibers	SM (ITU-T G.652&G.657) MM (ITU-T G.651) DS (ITU-T G.653) NZDS (ITU-T G.655)
Cladding Diameter	125µm
Cleaved Length	10 ~ 13mm
Typical Splice Loss*1	SM: 0.05dB / MM: 0.02dB / DS: 0.08dB / NZDS: 0.08dB / G.657: 0.05dB
Return Loss	>> 60dB
Estimated Splice Loss	Available
Splice Time*2	Ribbon fiber : 15 sec (Avg.) Single fiber : 9 sec (Avg.)
Splice Mode	Max 128 modes
Heating Sleeve	20 ~ 60mm
Heating Time*3	Ribbon sleeve (40mm): 20 sec Single sleeve (60mm): 15 sec
Heating Mode	Max 32 modes
Tension Test	1.96 ~ 2.25N
Dimension	143W x 159D x 167H mm (including rubber bumper) 130W x 159D x 155H mm (excluding rubber bumper)
Weight	2.64kg (with battery) 1.98kg (without battery)
White LED	3 White LEDs
Monitor	5.0" Color LCD display Full touch screen
Fiber View	X, Y, XY, X/Y
Magnification	to 250x
Results Storage	10,000 Splice data 10,000 Splice image
Power Supply	AC Input 100 ~ 240V DC Input 9 ~ 14V
Terminal	USB Type C / Nano SIM
Battery Capacity*4	LBT-30, Typical usage: 220 cycles / Power save usage : 260 cycles
Electrode Life*5	3000 arcs discharges
GPS	Available

Environmental Condition

Items	Specifications
Operating Condition	Altitude: 0 ~ 3660 m Humidity: 0 ~ 95%, non-dew Temperature: -10 ~ 50 °C Wind: up to 15m/sec
Storage Condition	Humidity: 0 ~ 95%, non-dew Temperature: -40 ~ 80 °C

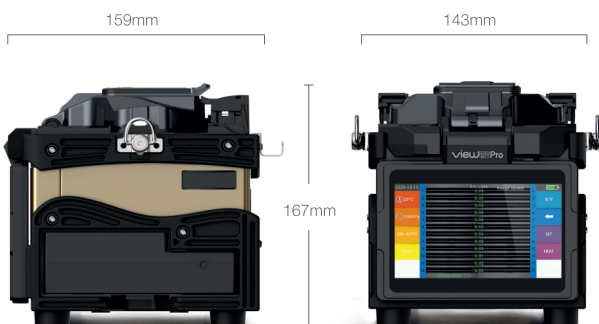
Environmental Test

Items	Specifications
Water Resistance	IPx2
Shock Resistance	Drop from 76cm
Dust Resistance	IP5X




- * 1: Measured by cut-back method relevant to ITU-T and IEC standards.
- * 2: Measured at room temperature. Splice time may vary depending on the environmental conditions, fiber type, and fiber characteristics.
- * 3: Measured at room temperature. Heating time changes depending on the environmental conditions, sleeve type and battery pack condition.
- * 4: Test condition
 - (1) Splice and heat time: 2 minutes cycle ;
 - (2) Using full charged battery ;
 - (3) At room temperature.
 — Splice & Heat cycle can be varied depending on the battery status and operation and environment condition.
- * 5: The electrode life changes depending on the environmental conditions, fiber type and splice modes.

WEIGHT AND DIMENSIONS



Height: 6.57 inches (167 mm)
Width: 5.63 inches (143 mm)
Depth: 6.26 inches (159 mm)
Weight: 4.37 pounds (1.98 kg without battery)



PACKAGE

Standard Package

Model / Part No.	Description	
	Main Unit	
VIEW12R PRO	Mass Fusion Splicer	
	Standard Accessories	
V11	Cleaver	1ea
TS Pro	Thermal Stripper	1ea
FH-12	Fiber Holder	1set
FH-250		1set
FH-SOC-R	SOC Holder	1ea
HTS-SOC-01	SOC Heater Holder	1ea
JS-180300	AC Adapter	1ea
CG-22	Cooling Tray	1ea
E-70	Electrode	1set
LBT-30	Battery Pack	1ea
ACC-25	Power Cable	1ea
USB-7P	USB Cable	1ea
ICC-55	Carrying Case	1ea
IWS-06	Work Tray	1ea
WTB-01	Work Tray (M6*8)	2ea
ST-01	Shoulder Strap	2ea
USB-10P	USB Cable	1ea
CB-01	V-Groove cleaning brush	1ea
JS-1500	Thermal Stripper Charger	1ea
Quick Reference		1ea


* USB-7P: Type-C USB to Type-A USB (Male & Female) Cable.

* USB-10P: DC Power Cable (Type-C USB)

Optional Accessories

Model / Part No.	Description	
FH-12-200/250		1set
FH-10		1set
FH-8		1set
FH-6	Fiber Holder	1set
FH-4		1set
FH-2		1set
FH-900		1set
RN Plus	Ribbonizer	1set
TK02-MP01	Stripper	1ea
CJ-11	Cigarette Lighter Cable	1ea
EG-18	Electrode Grinder	1ea
PS-12R-40	Heating sleeve(40mm)	1peak(100ea)
PS-60S	Heating sleeve(60mm)	1peak(100ea)

TS Pro



Height: 1.54 inches (39 mm)
Width: 5.47 inches (139 mm)
Depth: 1.54 inches (39mm)

Weight: 0.67 pounds
(302 g with battery)
0.57 pounds
(260 g without battery)

Specification

Items	Description
Model	TS Pro
Fiber Material	Silica glass
Coating Diameter	200 ~ 400µm
Cladding Diameter	125µm
Applicable Fiber	1 ~ 12
Stripping Length	Up to 30mm
Heating Mode	Normal mode / Power save mode
Temperature Setting	Normal mode: approx.80°C, 95°C, 110°C, 130°C Power save mode: approx.70°C, 80°C, 95°C, 110°C
Battery Capacity	880mAh, approx. 500(12 Ribbon fiber, Level 1, SAVE mode)
Power Supply	AC drive: AC100~240V, 50/60Hz DIN port: DC 12V power supplied from fusion splicer
Operating Condition	Temperature: 0~40°C / Humidity: 0%~95%
Dimensions	139W x 34D x 34H mm
Weight	260g (without battery) / 302g (with battery)

Standard Package

Model / Part No.	Description	
TS Pro	Thermal Stripper	1ea
TSC-01	Case	1ea
CB-02	Brush	1ea
JS-1500	Thermal Stripper Adapter	1ea

VIEW PRO MANAGEMENT SYSTEM

Items	Specifications
Web Site	www.inno-viewpro.com

The Information on this catalog is subject to change without prior notice.



SPI ENGINEERS PVT. LTD (INNO Exclusive Distributor for Sale & Service)

506 & 701, SIDDHARTHA BUILDING, 96, NEHRU PLACE, NEW DELHI - 110019 (INDIA)

+91-9717088854, 9810157421

marketing@spiengineers.com

www.spiengineers.com

BRANCHES: AHMEDABAD, BANGALORE, CHENNAI, DELHI, GUWAHATI, HYDERABAD, INDORE, KOLKATA, LUCKNOW, HONGKONG