

VIEW 12RPRO

BELIEVE YOUR EYES

SEAMLESS MASS FUSION SPLICER W/ A CLOUD-BASED OPERATION & MANAGEMENT SYSTEM

- Built-in IoT Module for Mobile Data Communication
- Web-based, Real-time Operation System
- Motorized Clamp Alignment System
- The Highest Magnification and Resolution
- 5" Color LCD Touch Screen
- Double Tapping (Zoom in & Out)
- Ultra-High Capacity Battery
- The Fastest Working Time
- Universal Single Fiber Holder



CLOUD MANAGEMENT SYSTEM FEATURES



**REAL-TIME
TRACKING**



**REPORT & DATA
MANAGEMENT**



**JOB & WORK
MANAGEMENT**



**DEVICE
MANAGEMENT**

DESCRIPTION

VIEW12R PRO, a ribbon splicer with the fully motorized clamp alignment system, is the most powerful and state-of-the-art ribbon splicer in the market. Its advanced automatic clamp alignment system offers an accurate and dependable ribbon fiber splicing up to 12 fibers with double-tapping (Zoom in & out) and scrolling to the world's highest magnification of 250x for ribbon splicer. The VIEW12R PRO provides maximum work efficiency through the fast splicing & heating time, ultra-high battery capacity of 220 splice/heat cycles, and universal holder both for 250µm & 900µm single fiber. The VIEW12R PRO delivers the most reliable work experiences.

View Pro Cloud Management System

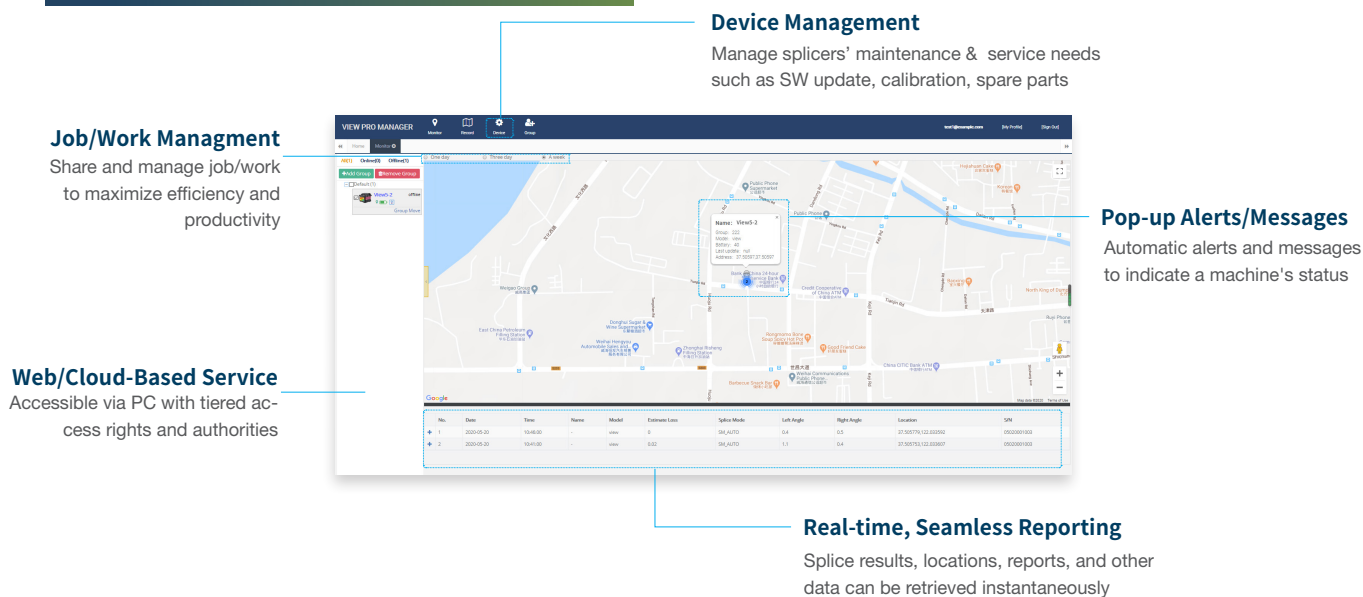
View Pro Management System is an integrated cloud-based software platform for INNO's splicers. This innovative web-based application allows both technicians and managers of the splicers to maximize the use of its assets and to achieve the highest work efficiency. Real-time communications with tiered access rights and options to manage job orders, manage splicing machines, and send/receive reports are only a small part of the innovative work processes offered by the View Pro.



FEATURES



DASHBOARD



TECHNICAL SPECIFICATIONS

General Specifications

Items	Specifications
Model	VIEW12R PRO
Number of fiber	1 ~ 12
Applicable fibers	SM (ITU-T G.652&G.657) MM (ITU-T G.651) DS (ITU-T G.653) NZDS (ITU-T G.655)
Cladding Diameter	80~150μm
Coating diameter	100~3000μm
Cleaved Length	10 ~ 13mm
Typical Splice Loss*1	SM: 0.05dB / MM: 0.02dB / DS: 0.08dB / NZDS: 0.08dB / G.657: 0.05dB
Return Loss	>> 60dB
Estimated Splice Loss	Available
Splice Time*2	Ribbon fiber : 15 sec (Avg.) Single fiber : 9 sec (Avg.)
Splice Mode	Max 128 modes
Heating Sleeve	20 ~ 60mm
Heating Time*3	Ribbon sleeve (40mm): 20 sec Single sleeve (60mm): 15 sec
Heating Mode	Max 32 modes
Tension Test	1.96 ~ 2.25N
Dimension	143W x 159D x 167H mm (including rubber bumper) 130W x 159D x 155H mm (excluding rubber bumper)
Weight	2.64kg (with battery) 1.98kg (without battery)
White LED	3 White LEDs
Monitor	5.0" Color LCD display Full touch screen
Fiber View	X, Y, XY, X/Y
Magnification	to 250x
Results Storage	10,000 Splice data 10,000 Splice image
Power Supply	AC Input 100 ~ 240V DC Input 9 ~ 14V
Terminal	USB Type C / Nano SIM
Battery Capacity*4	LBT-30, Typical usage: 220 cycles / Power save usage : 260 cycles
Electrode Life*5	3000 arcs discharges
GPS	Available

Environmental Condition

Items	Specifications
Operating Condition	Altitude: 0 ~ 5000m Humidity: 0 ~ 95%, non-dew Temperature: -10 ~ 50 °C Wind: up to 15m/sec
Storage Condition	Humidity: 0 ~ 95%, non-dew Temperature: -20 ~ 60 °C

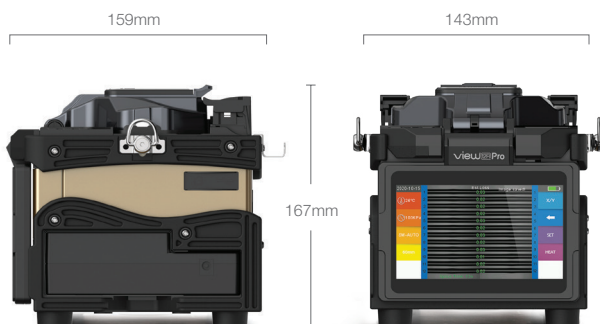
Environmental Test

Items	Specifications
Water Resistance	IPx2
Shock Resistance	Drop from 76cm
Dust Resistance	IP5X

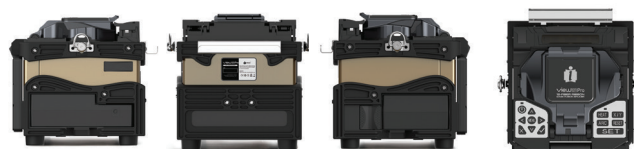


- * 1: Measured by cut-back method relevant to ITU-T and IEC standards.
- * 2: Measured at room temperature. Splice time may vary depending on the environmental conditions, fiber type, and fiber characteristics.
- * 3: Measured at room temperature. Heating time changes depending on the environmental conditions, sleeve type and battery pack condition.
- * 4: Test condition
 - (1) Splice and heat time: 2 minutes cycle ;
 - (2) Using full charged battery ;
 - (3) At room temperature.
 — Splice & Heat cycle can be varied depending on the battery status and operation and environment condition.
- * 5: The electrode life changes depending on the environmental conditions, fiber type and splice modes.

WEIGHT AND DIMENSIONS



Height: 6.57 inches (167 mm)
Width: 5.63 inches (143 mm)
Depth: 6.26 inches (159 mm)
Weight: 4.37 pounds (1.98 kg without battery)



PACKAGE

Standard Package

Model / Part No.	Description	
	Main Unit	
VIEW12R PRO	Mass Fusion Splicer	
	Standard Accessories	
V12	Cleaver	1ea
TS Pro	Thermal Stripper	1ea
FH-12	Fiber Holder	1set
FH-250		1set
FH-SOC-R	SOC Holder	1ea
HTS-SOC-01	SOC Heater Holder	1ea
JS-180300	AC Adapter	1ea
CG-22	Cooling Tray	1ea
E-50	Electrode	1set
LBT-30	Battery Pack	1ea
ACC-25	Power Cable	1ea
USB-7P	USB Cable	1ea
ICC-55	Carrying Case	1ea
IWS-06	Work Tray	1ea
WTB-01	Work Tray (M6*8)	2ea
ST-01	Shoulder Strap	2ea
USB-10P	USB Cable	1ea
CB-01	V-Groove cleaning brush	1ea
JS-1500	Thermal Stripper Charger	1ea
Quick Reference		1ea

* USB-7P: Type-C USB to Type-A USB (Male & Female) Cable.

* USB-10P: DC Power Cable (Type-C USB)

Optional Accessories

Model / Part No.	Description	
FH-12-200/250		1set
FH-10		1set
FH-8		1set
FH-6	Fiber Holder	1set
FH-4		1set
FH-2		1set
FH-900		1set
RN Plus	Ribbonizer	1set
TK02-MP01	Stripper	1ea
CJ-11	Cigarette Lighter Cable	1ea
EG-18	Electrode Grinder	1ea
PS-12R-40	Heating sleeve(40mm)	1pack(100ea)
PS-60S	Heating sleeve(60mm)	1pack(100ea)

TS Pro



Height: 1.54 inches (39 mm)
Width: 5.47 inches (139 mm)
Depth: 1.54 inches (39mm)

Weight: 0.67 pounds
(302 g with battery)
0.57 pounds
(260 g without battery)

Specification

Items	Description
Model	TS Pro
Fiber Material	Silica glass
Coating Diameter	200 ~ 400μm
Cladding Diameter	125μm
Applicable Fiber	1 ~ 12
Stripping Length	Up to 30mm
Heating Mode	Normal mode / Power save mode
Temperature Setting	Normal mode: approx.80°C, 95°C, 110°C, 130°C Power save mode: approx.70°C, 80°C, 95°C, 110°C
Battery Capacity	880mAh, approx. 500(12 Ribbon fiber, Level 1, SAVE mode)
Power Supply	AC drive: AC100~240V, 50/60Hz DIN port: DC 12V power supplied from fusion splicer
Operating Condition	Temperature: 0~40°C / Humidity: 0%~95%
Dimensions	139W x 34D x 34H mm
Weight	260g (without battery) / 302g (with battery)

Standard Package

Model / Part No.	Description	
TS Pro	Thermal Stripper	1ea
TSC-01	Case	1ea
CB-02	Brush	1ea
JS-1500	Thermal Stripper Adapter	1ea

VIEW PRO MANAGEMENT SYSTEM

Items	Specifications
Web Site	www.inno-viewpro.com

The Information on this catalog is subject to change without prior notice.